



02 9452-3566
sales@getpacked.com.au

MANUAL DESKTOP WATER ACTIVATED TAPE DISPENSER 2-WA-D-T001

2 Tape Holders are optional
(Suggest to take top one)

- Big tape size range
- No big load in tape feeding

Guiding roller
as brake

S304 Stainless
Serrated Blade

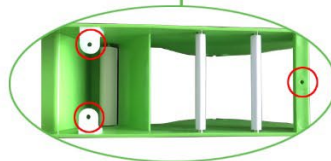
Big Tape Range:
- External & Internal Glued
- Common & Reinforced
- Narrow to Wide

Durable fiber cloth
with S304 shaft

Clear Instruction,
Easy to follow

ABS material, 3mm + 4mm
thick with fasten seats,
light but a stable Rock

Water Tank in one lot
with dispenser base
Neat, no mess



Note:
Non-Reviting for fast maintenance,
Tight screw when necessary.

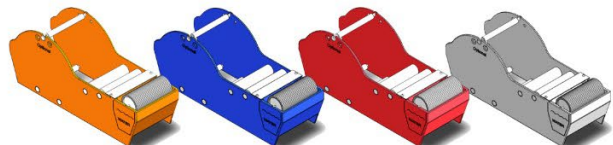
Packaging Information

- 1 Tool: 1 film + 1 bag + 1 pack
L345mm*W110mm*H 45mm, 0.7kg
- 1 Carton: 12 Tools
590mm*W350mm*H340mm, 9kg



Specification

- Tape Type: Gummed Paper Tape
External Glued , Internal Glued
Common Tape , Reinforced Tape
- Tape Size
Width 30-80mm, Max. Roll Diameter 170mm
- Dimension
L 320mm * W 103mm * H133mm
- Net Weight: 0.6kg



Basic Operation Instructions 2-WA-D-T001 Tape Dispenser-

I. Water Activated Tape

Width 30-80mm, Max. Roll Diameter is 170mm



No fiber
OK




Fiber type, **Not for all**, please contact
tool seller for a proper one.


II. Installation and Use

1. Dismantle the roller from tool.
2. Screw tool onto work-table or a piece of wood block/plate.
3. Re-assemble the roller on.

Roller  Screws 



4. Measure and mark lengths as per your package.



5. Fill water



7. Push (one hand)
Pull +Tear (the other hand)



6. Tape on as per A or B,
Recommend method A



A



B

