



## Safety Signs from Get Packed



Call Us for a Quote.

Free Call 1800 007 320


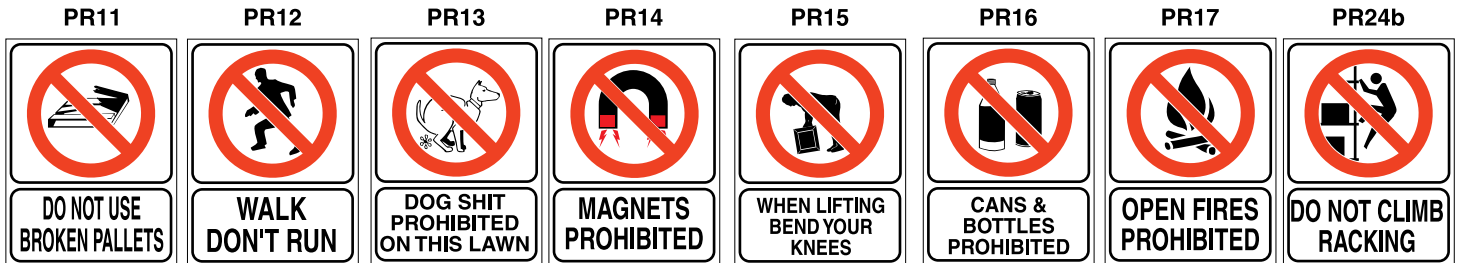
Or email us at [sales@getpacked.com.au](mailto:sales@getpacked.com.au)

## Index

Probation	3
Caution	5
Danger	8
Mandatory	11
Warning Security	13
Notice	14
Dangerous Goods	15
Construction	16
Emergency Related	17
Fire Related	19
Think Safety	21
Think Tidy	21
Pipe Markers	22
Pool Safety	23
Chemical Related	24
Safety Boards	25
Safety Awareness	26
Recycling	27
Quarantine	27
Location Signs	28
Miscellaneous	29
Traffic Related	31

### Applied to all surfaces including:

- Signwhite
- Aluminium
- Alupanel
- HIPS
- Corflute
- Magnetic
- Banner and many more



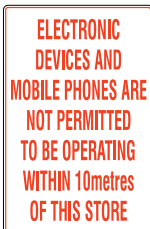
PR53



PR54



PR55



PR56



PR57




PR58



PR59



PR61



PR62



PR63



PR64



PR65



PR66



PR68



PR67



PR69



PR70



PR71



PR72



PR73



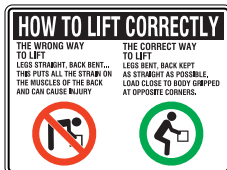
PR75



PR74



PR76



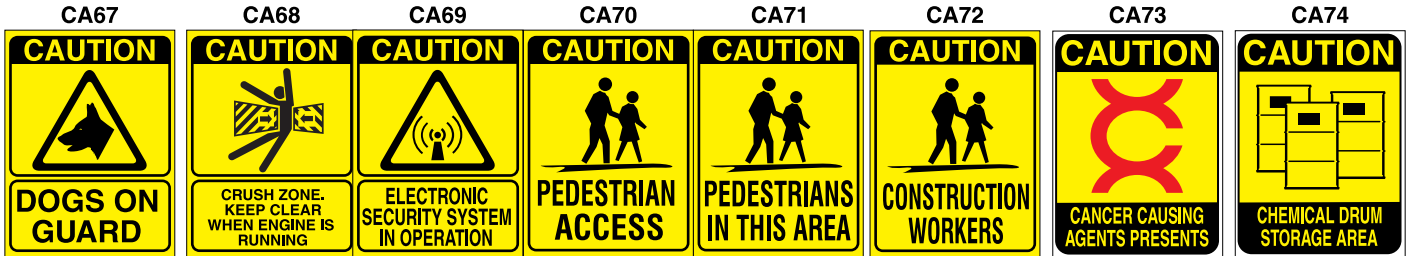
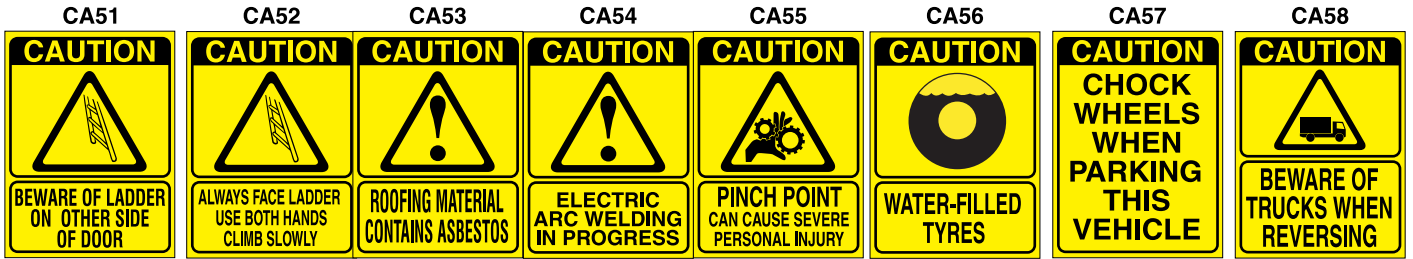
PR77



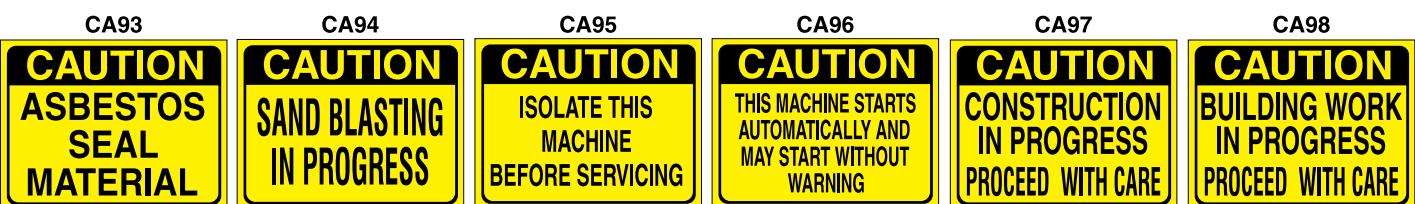
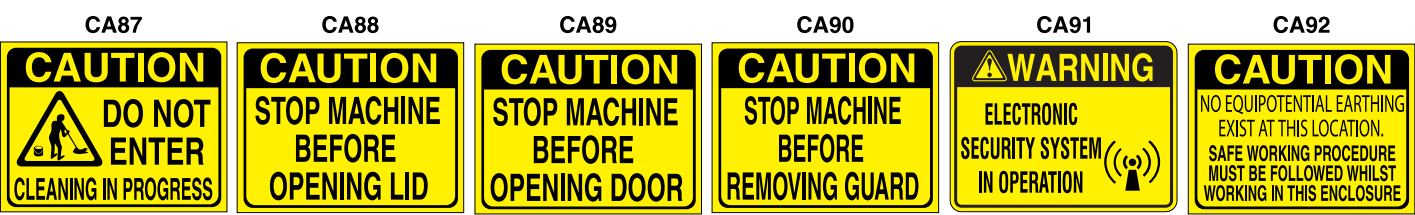


CA01a <b>CAUTION</b>  <b>LASER BEAM</b>	CA01b <b>CAUTION</b> CLASS 2  <b>LASER RAY! AVOID DIRECT EYE CONTACT WITH BEAM!</b>	CA02 <b>CAUTION</b>  <b>SLIPPERY FLOOR</b>	CA03 <b>CAUTION</b>  <b>RADIATION AREA</b>	CA04 <b>CAUTION</b>  <b>FORKLIFT TRUCK</b>	CA05 <b>CAUTION</b>  <b>UNDEFINED HAZARD</b>	CA06 <b>CAUTION</b>  <b>ACID</b>	CA07 <b>CAUTION</b>  <b>CAUSTIC</b>
CA08 <b>CAUTION</b>  <b>YOUR LEGEND</b>	CA09a <b>CAUTION</b>  <b>HIGH VOLTAGE</b>	CA9b <b>CAUTION</b>  <b>AUTHORISED PERSONNEL ONLY</b>	CA10 <b>CAUTION</b>  <b>OVERHEAD EQUIPMENT</b>	CA11 <b>CAUTION</b>  <b>OVERHEAD CRANE</b>	CA12 <b>CAUTION</b>  <b>OVERHEAD CRANE</b>	CA13 <b>CAUTION</b>  <b>POISON</b>	CA14 <b>CAUTION</b> STATIC SENSITIVE DEVICES  <b>HANDLE ONLY AT STATIC SAFE WORK STATIONS</b>
CA15 <b>CAUTION</b>  <b>WATCH YOUR STEP</b>	CA16 <b>CAUTION</b>  <b>RADIO WAVES</b>	CA17 <b>CAUTION</b>  <b>OPEN DOOR WITH CARE</b>	CA18 <b>CAUTION</b>  <b>STEEP LADDER EXERCISE CARE</b>	CA19 <b>CAUTION</b>  <b>HOT! DO NOT TOUCH</b>	CA20 <b>CAUTION</b>  <b>HOT DRINKS</b>	CA21 <b>CAUTION</b>  <b>DO NOT ENTER CLEANING IN PROGRESS</b>	CA22 <b>CAUTION</b>  <b>BIOLOGICAL HAZARD</b>
CA23 <b>CAUTION</b>  <b>BEWARE OF FALLING OBJECTS</b>	CA24a <b>CAUTION</b>  <b>KEEP HANDS CLEAR AT ALL TIMES</b>	CA24b <b>CAUTION</b>  <b>KEEP HANDS CLEAR AT ALL TIMES</b>	CA24c <b>CAUTION</b>  <b>KEEP HANDS CLEAR AT ALL TIMES</b>	CA24d <b>CAUTION</b>  <b>KEEP HANDS CLEAR AT ALL TIMES</b>	CA25 <b>CAUTION</b>  <b>DOCKING IN PROGRESS KEEP CLEAR</b>	CA26 <b>CAUTION</b>  <b>WELDING IN PROGRESS</b>	CA27 <b>CAUTION</b>  <b>YOUR LEGEND</b>
CA27 <b>CAUTION</b>  <b>OPERATE COMPACTOR WITH CARE</b>	CA28 <b>CAUTION</b>  <b>BEWARE OF MOVING VEHICLES</b>	CA29 <b>CAUTION</b>  <b>BEWARE OF MOVING PARTS</b>	CA30 <b>CAUTION</b>  <b>WET PAINT</b>	CA31 <b>CAUTION</b>  <b>WET PAINT DO NOT TOUCH</b>	CA32 <b>CAUTION</b>  <b>ALWAYS DESCEND FACING STEPS</b>	CA33 <b>CAUTION</b>  <b>ASBESTOS FIBRES</b>	CA34 <b>CAUTION</b>  <b>DRIVE SLOWLY</b>
CA35 <b>CAUTION</b>  <b>BURIED CABLE</b>	CA36 <b>CAUTION</b>  <b>MACHINE STARTS AUTOMATICALLY</b>	CA37 <b>CAUTION</b>  <b>THIS EQUIPMENT MUST BE EARTHED</b>	CA38 <b>CAUTION</b>  <b>RISK OF ELECTRIC SHOCK</b>	CA39 <b>CAUTION</b>  <b>BACK IN SLOWLY</b> BACK IN SLOWLY	CA40 <b>CAUTION</b>  <b>REPORT ALL VEHICLE DEFECTS IMMEDIATELY</b>	CA41 <b>CAUTION</b>  <b>REPORT ALL VEHICLE DEFECTS IMMEDIATELY</b>	CA42 <b>CAUTION</b>  <b>FORKLIFT TRUCK</b>
CA43 <b>CAUTION</b>  <b>COMPRESSED AIR HAZARD</b>	CA44 <b>CAUTION</b>  <b>BEWARE OF BACK INJURY WHEN LIFTING</b>	CA45 <b>CAUTION</b>  <b>CHEMICAL STORAGE AREA</b>	CA46 <b>CAUTION</b>  <b>TOXIC HAZARD</b>	CA47 <b>CAUTION</b>  <b>STRONG MAGNETIC FIELD</b>	CA48 <b>CAUTION</b>  <b>FORKLIFTS IN USE</b>	CA49 <b>CAUTION</b>  <b>HIGH NOISE AREA WEAR EAR PLUGS</b>	CA50 <b>CAUTION</b> SWL ____ KG <b>SAFE WORKING LOAD</b>

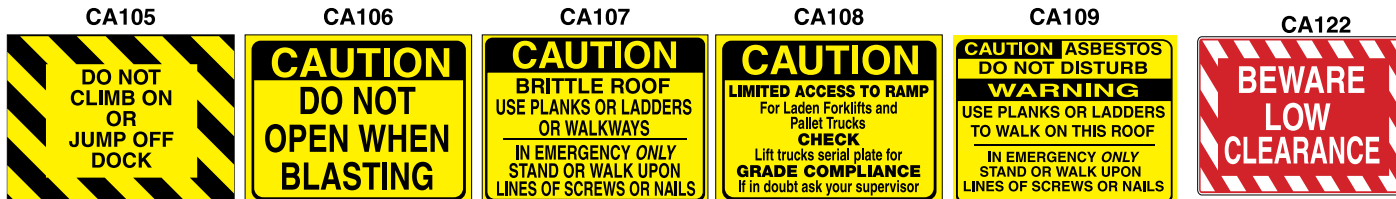
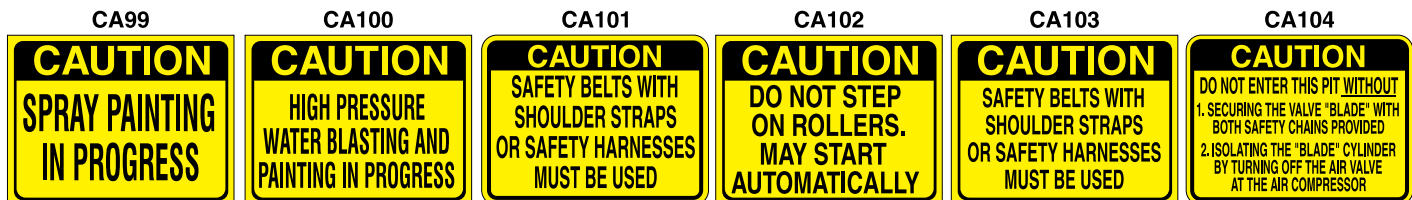
standard sizes 225 x 300mm, 300 x 400mm, 450 x 600mm



standard sizes 300 x 225mm, 400 x 300mm, 600 x 450mm



standard sizes 300 x 225mm, 400 x 300mm, 600 x 450mm



600 x 450mm

1mtr x 600mm

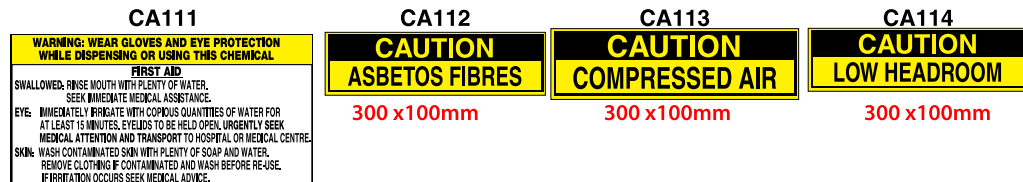
600 x 600mm

600 x 600mm

CA02 Free stading



280 x 640mm



400 x 200mm

300 x 100mm

300 x 100mm

300 x 100mm



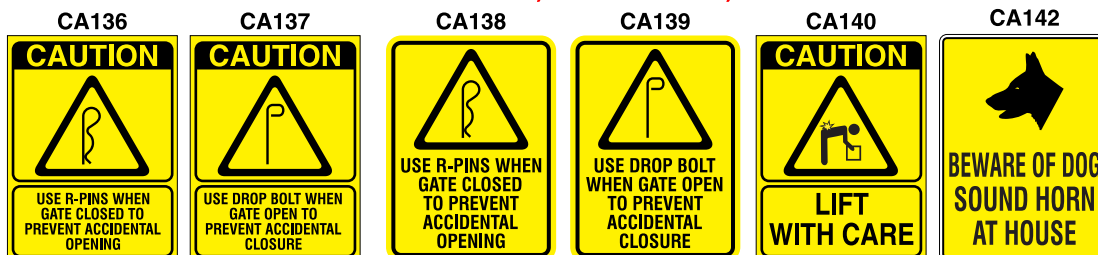
600 x 200mm

600 x 200mm

600 x 200mm

600 x 200mm

standard sizes 225 x 300mm, 300 x 400mm, 450 x 600mm



**MAXIMUM CLEARANCE 2m**

**S.W.L. 500KG**

**MAXIMUM S.W.L. 1.350Kg**

Size to suit requirements

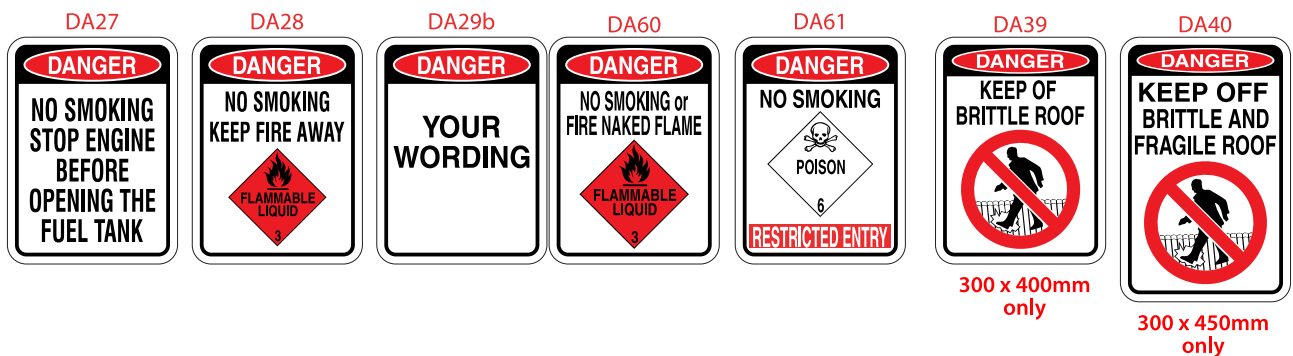




standard sizes 300 x 225mm, 400 x 300mm, 600 x 450mm



standard sizes 225 x 300mm, 300 x 400mm, 450 x 600mm





Self adhesive Lables only

DA25



DA26



DA30



DA49



DA68



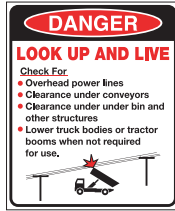
DA69



DA87



DA89



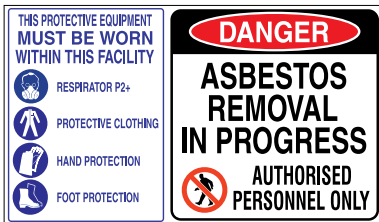
DA66



DA102



DA93



600 x 450mm

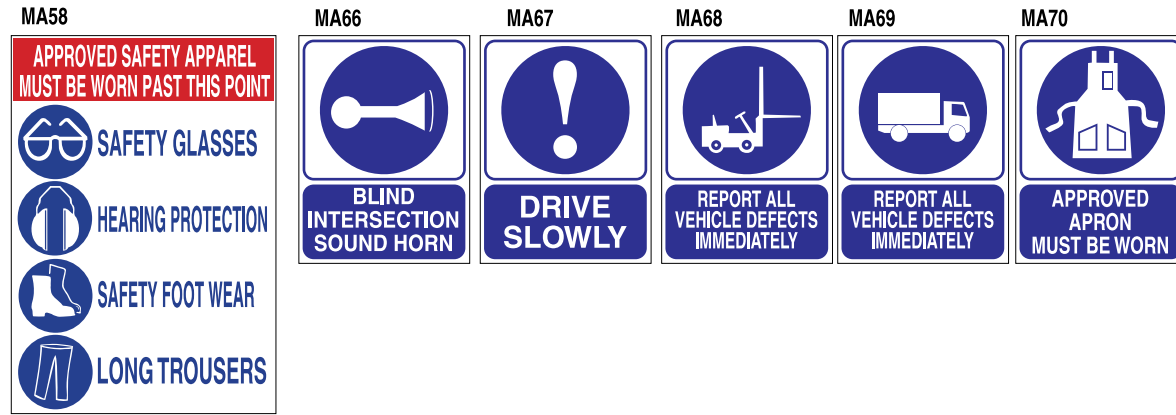
DA67



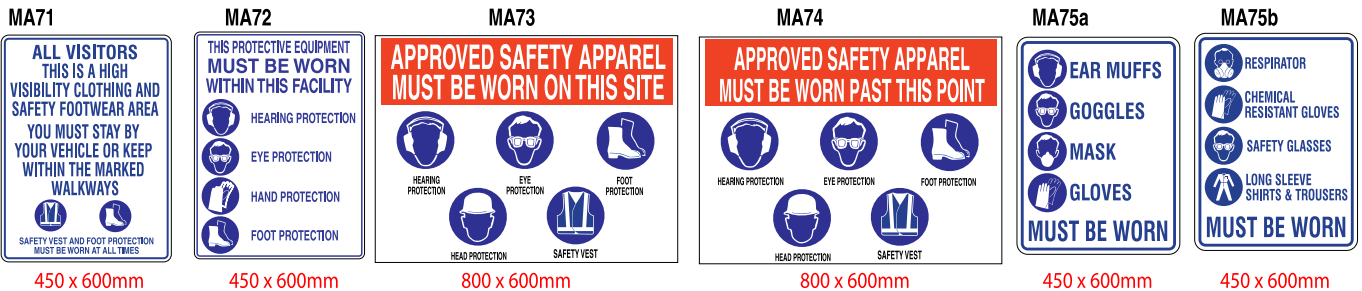


MA01  HEARING PROTECTION MUST BE WORN	MA02  BREATHING APPARATUS MUST BE WORN	MA03  EYE PROTECTION MUST BE WORN	MA04  HAND PROTECTION MUST BE WORN	MA05  FOOT PROTECTION MUST BE WORN	MA06  MALE TOILET	MA07  FEMALE TOILET	MA08  DISABLED TOILETS
MA09  MOTHERS CHANGE ROOM	MA10  HEAD PROTECTION MUST BE WORN	MA11  SURGICAL MASK MUST BE WORN	MA12a  HAIR PROTECTION MUST BE WORN	MA12b  LONG HAIR MUST BE CONTAINED	MA12C  HAIR PROTECTION MUST BE WORN	MA13  SAFETY GOGGLES MUST BE WORN	MA14  FACESHIELD MUST BE WORN
MA15a  PROTECTIVE CLOTHING MUST BE WORN	MA15b  PROTECTIVE OVERALLS MUST BE WORN	MA15c  APPROVED CLOTHING MUST BE WORN	MA15d  PROTECTIVE OVERALLS MUST BE WORN	MA15e  LONG SLEEVE SHIRT AND LONG TROUSERS MUST BE WORN	MA16  KEEP AISLE CLEAR	MA17  USE HANDRAIL	MA19  APPROVED APRON MUST BE WORN
MA23 a  HELMETS MUST BE WORN WHEN RIDING BICYCLES	MA23 b  BICYCLE HELMETS MUST BE WORN	MA18  WASH YOUR HANDS	MA20  HELMETS MUST BE WORN	MA21  SMOKING ROOM	MA22  DRINKING WATER	MA24 	MA25 
MA26  RESPIRATOR MUST BE WORN	MA27  RESPIRATOR & HEAD PROTECTION MUST BE WORN	MA28  HEARING & EYE PROTECTION MUST BE WORN	MA29  SAFETY HARNESS MUST BE WORN	MA30  ALL CYLINDERS MUST BE CHAINED SECURELY	MA31  ELECTROSTATIC HAZARDS EARTHING FOOTWEAR MUST BE WORN	MA32  KEEP LOCKED	MA33  FOOT WASH MUST BE USED
MA34  SAFETY VEST MUST BE WORN IN THIS AREA	MA40 	MA35  HATS MUST BE WORN	MA36  WELDING MASK MUST BE WORN	MA37  LONG BOOTS MUST BE WORN	MA56  SWITCH OFF WHEN NOT IN USE	MA57  GUARDS MUST BE IN PLACE BEFORE SWITCHING ON	
MA40  BAY No 1 RESPIRATORS MUST BE WORN IN THIS BAY WHEN SPRAY PAINTING IS IN PROGRESS	MA62 MENS TOILETS AND CHANGE ROOMS	MA63 LADIES TOILETS AND CHANGE ROOMS	MA41 NOTICE PROTECT YOURSELF!! WASH YOUR HANDS AND FACE BEFORE EATING / DRINKING / SMOKING	MA42 NOTICE PROTECT YOURSELF!! DUST OFF CLOTHING BEFORE LEAVING CONTAINMENT			

standard sizes 225 x 300mm, 300 x 400mm, 450 x 600mm



600 x 800mm



450 x 600mm

450 x 600mm

800 x 600mm

800 x 600mm

450 x 600mm

450 x 600mm



300 x 150mm



200 x 200mm

standard sizes 300 x 225mm, 400 x 300mm, 600 x 450mm







<b>WA01</b> <b>WARNING</b> THESE PREMISES ARE UNDER CAMERA SURVEILLANCE AND ARE MONITORED 24hrs A DAY	<b>WA 02</b> <b>WARNING</b> THESE PREMISES ARE UNDER 24 HOUR A DAY SECURITY CAMERA SURVEILLANCE	<b>WA03</b> <b>WARNING</b> THESE PREMISES ARE UNDER 24 HOUR A DAY TV SURVEILLANCE TRESPASSERS WILL BE PROSECUTED	<b>WA04</b> <b>THESE PREMISES ARE ELECTRONICALLY MONITORED</b>	<b>WA05</b> <b>WARNING</b> VIDEO SURVEILLANCE IN USE ON THESE PREMISES	<b>WA06</b> <b>WARNING</b> NO ADMITTANCE WITHOUT SECURITY PASS
<b>WA07</b> <b>WARNING</b> FOR SECURITY REASONS INDIVIDUALS ENTERING OR LEAVING THESE PREMISES MAY BE SUBJECT TO SEARCH OF THEIR VEHICLE, PARCELS, OR OTHER UNUSUAL ITEMS	<b>WA 08</b> <b>WARNING</b> THESE PREMISES ARE PROTECTED BY SECURITY PATROL	<b>WA09</b> <b>WARNING</b> <b>THIS DOOR IS ALARMED</b>	<b>WA10</b> <b>WARNING</b> THESE PREMISES ARE PATROLLED BY GUARD DOGS	<b>WA11</b> <b>WARNING</b> NO ADMITTANCE BEYOND THIS POINT CHECK WITH SECURITY	<b>WA12</b> <b>WARNING</b> NO ADMITTANCE AUTHORISED PERSONNEL ONLY
<b>WA13</b> <b>WARNING</b> THESE PREMISES ARE PROTECTED BY ELECTRONIC SURVEILLANCE	<b>WA 14</b> <b>WARNING</b> PROTECT YOURSELF AND YOUR PROPERTY LOCK YOUR CAR	<b>WA15</b> <b>WARNING</b> VEHICLES MUST BE REGISTERED BEFORE PROCEEDING	<b>WA16</b> <b>WARNING</b> VEHICLES AND CONTENTS ARE LEFT ENTIRELY AT OWNERS RISK	<b>WA17</b> <b>WARNING</b> <b>NO VEHICLES BEYOND THIS POINT</b>	<b>WA18</b> <b>WARNING</b> APPROACH SLOWLY GATE WILL OPEN AUTOMATICALLY
<b>WA19</b> <b>WARNING</b> DO NOT BLOCK DRIVEWAY 24 Hour ACCESS IS REQUIRED	<b>WA 20</b> <b>WARNING</b> ALL UNAUTHORISED VEHICLES WILL BE TOWED AWAY AT VEHICLE OWNER EXPENSE AND RISK	<b>WA21</b> <b>WARNING</b> NO RESPONSIBILITY TAKEN FOR THEFT OR DAMAGE TO VEHICLES	<b>WA22</b> <b>WARNING</b> <b>VEHICLE LEFT AT OWNERS RISK</b>	<b>WA23</b> <b>WARNING</b> PARKING PERMITS ARE REQUIRED IN THIS AREA UNAUTHORISED VEHICLES WILL BE TOWED AWAY	<b>WA24</b> <b>WARNING</b> VEHICLES AND CONTENTS ARE LEFT ENTIRELY AT OWNERS RISK
<b>WA25</b> <b>SECURITY NOTICE</b> THIS AREA IS UNDER CAMERA SURVEILLANCE 24 HOUR A DAY	<b>WA26</b> <b>WARNING</b> LIFEGUARD NOT ON DUTY SWIM AT OWN RISK	<b>WA27</b> <b>WARNING</b> NO ALCOHOL BEVERAGES PERMITTED ON THIS PROPERTY	<b>WA28</b> <b>PRIVATE PROPERTY</b> TRESPASSERS WILL BE PROSECUTED AREA UNDER 24hr CAMERA SURVEILLANCE	<b>WA42</b> <b>WARNING</b> THESE PREMISES ARE UNDER CONSTANT VIDEO SURVEILLANCE TRESPASSERS WILL BE PROSECUTED	<b>WA53</b> <b>WARNING</b> <b>YOUR WORDING</b>
<b>WA29</b> <b>WARNING</b> NO TRESPASSING VENDORS & VISITORS MUST REGISTER AT OFFICE	<b>WA30</b> <b>WARNING</b> <b>NO TRESPASSING</b> PATROL ON DUTY	<b>WA31</b> <b>WARNING</b> NO TRESPASSING VIOLATORS WILL BE PROSECUTED	<b>WA32</b> <b>PRIVATE PROPERTY</b> <b>NO TRESPASSING</b>	<b>WA33</b> <b>PRIVATE PROPERTY</b> TRESPASSERS WILL BE PROSECUTED <b>NO PARKING ALLOWED</b>	<b>WA34</b> <b>PRIVATE PROPERTY</b> <b>NO DUMPING</b> VIOLATORS WILL BE PROSECUTED
<b>WA35</b> <b>WARNING</b> TRESPASSERS WILL BE PROSECUTED	<b>WA36</b> <b>PRIVATE PROPERTY</b> TRESPASSERS WILL BE PROSECUTED AREA UNDER 24hr CAMERA SURVEILLANCE	<b>WA37</b> <b>PRIVATE PROPERTY</b> DUMPING OF RUBBISH PROHIBITED OFFENDERS AND TRESPASSERS WILL BE PROSECUTED	<b>WA38</b> <b>PRIVATE PROPERTY</b> TRESPASSERS WILL BE PROSECUTED	<b>WA39</b> <b>PRIVATE PROPERTY</b> <b>NO TRESPASSING</b>	<b>WA40</b> <b>WARNING</b> <b>NO DUMPING</b> PRIVATE PROPERTY
<b>WA49</b> <b>SECURITY NOTICE</b> VIDEO SURVEILLANCE IN USE ON THESE PREMISES	<b>WA50</b> <b>WARNING</b> THIS CARPARK IS UNDER CONSTANT VIDEO SURVEILLANCE	<b>WA51</b> <b>WARNING</b> <b>DO NOT ENTER</b> WHEN LIGHT IS FLASHING	<b>WA52</b> <b>WARNING</b> PAGING DEVICE & MOBILE PHONES PROHIBITED DUE TO RISK OF IGNITION	<b>WA54</b> <b>SECURITY NOTICE</b> <b>YOUR WORDING</b>	<b>WA55</b> <b>PRIVATE PROPERTY</b> <b>YOUR WORDING</b>


**WA43**  
**SECURITY NOTICE**  
AUTHORISED STAFF ONLY PAST THIS POINT

standard sizes 225 x 300mm, 300 x 400mm, 450 x 600mm

<b>WA44</b> <b>SECURITY NOTICE</b>  VIDEO SURVEILLANCE IN USE ON THESE PREMISES	<b>WA45</b> <b>SECURITY NOTICE</b>  THESE PREMISES ARE PROTECTED BY VIDEO SURVEILLANCE	<b>WA46</b> <b>SECURITY NOTICE</b>  SMILE YOU'RE ON FILM SURVEILLANCE CAMERAS IN 24 HOUR USE	<b>WA47</b> <b>SECURITY NOTICE</b>  THIS BUILDING IS UNDER 24 HOUR SURVEILLANCE	<b>WA48</b> <b>SECURITY NOTICE</b>  SURVEILLANCE CAMERAS IN USE
---	--	---	---	---

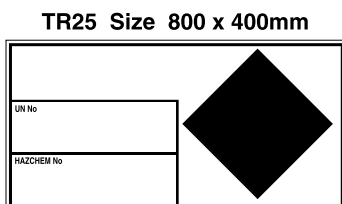
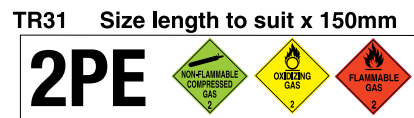
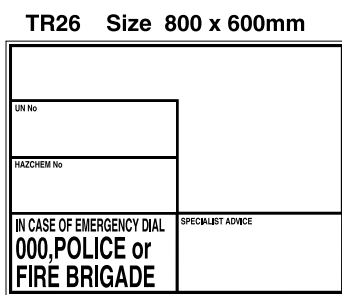
standard sizes 300 x 225mm, 400 x 300mm, 600 x 450mm

N01 <b>NOTICE</b> AUTHORISED PERSONNEL ONLY KEEP OUT	N02 <b>NOTICE</b> SECURITY ALARM WILL SOUND IF DOOR IS OPENED	N03 <b>NOTICE</b> CHAIN ALL CYLINDERS SECURELY	N04 <b>NOTICE</b> DO NOT DUMP CHEMICALS DOWN THIS DRAIN	N05 <b>NOTICE</b> REPORT ALL ACCIDENTS TO OFFICE AT ONCE	N06 <b>NOTICE</b> ALL ELECTIC LEADS AND POWER TOOLS MUST BE CHECKED AND TAGGED BEFORE BEING USED ON THIS SITE	
N07 <b>NOTICE</b> QUARANTINED AREA	N08 <b>NOTICE</b> KEEP THIS AREA CLEAR	N09 <b>NOTICE</b> GLASS CONTAINERS ARE NOT PERMITTED ON THIS SITE	N10 <b>NOTICE</b> CHAIN ALL CYLINDERS SECURELY	N11 <b>NOTICE</b> FIRE HOSE & EQUIPMENT MUST ONLY BE USED FOR FIGHTING FIRE	N12 <b>NOTICE</b> YOUR WORDING	
N13 <b>NOTICE</b> PLACE FULL CYLINDERS HERE ↓ ↓ ↓	N14 <b>NOTICE</b> PLACE <b>EMPTY</b> CYLINDERS HERE ↓ ↓ ↓	N15 <b>NOTICE</b> ALL TRUCK DRIVERS MUST SIGN IN BEFORE PROCEEDING PAST THIS POINT	N16 <b>NOTICE</b> TRUCK DRIVERS MUST REMAIN WITH THEIR VEHICLE	N17 <b>NOTICE</b> STOP SOUND HORN PROCEED SLOWLY	N18 <b>NOTICE</b> DRIVERS CHOCK WHEELS AND TURN OFF ENGINE DURING LOADING AND UNLOADING	
N19 <b>NOTICE</b> RECIEVING & DESPATCH	N20 <b>NOTICE</b> INWARD GOODS	N21 <b>NOTICE</b> OUTWARD GOODS	N22 <b>NOTICE</b> KEEP THIS DOOR CLOSED	N23 <b>NOTICE</b> CHAIN ALL CYLINDERS SECURELY 	N24 <b>NOTICE</b> EMPLOYEES MUST WASH HANDS BEFORE RETURNING TO WORK	
N25 <b>NOTICE</b> ALL VISITORS MUST REPORT TO GATE HOUSE	N26 <b>NOTICE</b> ALL VISITORS MUST REPORT TO OFFICE	N27 <b>NOTICE</b> ALL VISITORS MUST REPORT TO RECEPTION	N28 <b>NOTICE</b> VENDORS & VISITORS MUST REGISTER AT OFFICE	N29 <b>NOTICE</b> ALL VISITORS MUST REPORT TO SITE OFFICE	N30 <b>NOTICE</b> ALL VISITORS MUST REPORT TO SECURITY	
N31 <b>NOTICE</b> ALL VISITORS MUST REGISTER  AT OFFICE	N32 <b>NOTICE</b> NO ENTRY ALL VISITORS MUST REPORT TO SITE OFFICE →	N33 <b>NOTICE</b> KEEP THIS DOOR CLOSED ALARM WILL SOUND	N34 <b>NOTICE</b> NO FOOD OR DRINK BEYOND THIS POINT	N35 <b>NOTICE</b> DRIVERS AFTER LOADING ENSURE LOADING RAMP IS FULLY RAISED	N36 <b>NOTICE</b> THESE DOORS MUST BE KEPT CLOSED	
N37 <b>NOTICE</b> ALL INJURIES NO MATTER HOW SLIGHT THEY MAY SEEM MUST BE REPORTED TO YOUR SUPERVISOR OR FIRST AID OFFICER	N55 <b>NOTICE</b> AUTHORISED PERSONNEL ONLY	N39 <b>NOTICE</b> IF STORE IS UNATTENDED PLEASE REPORT TO RECEPTION	N40 <b>NOTICE</b> DOOR ALARMED EMERGENCY EXIT ONLY	N41 <b>NOTICE</b> PLACE USED TOWELS IN THE BIN PROVIDED	N42 <b>NOTICE</b> CLEAN UP AFTER YOUR SHIFT	
N43 <b>NOTICE</b> WASH YOUR OWN CUPS & DISHES	N44 <b>NOTICE</b> PUT THINGS BACK IN THEIR PROPER PLACE	N45 <b>NOTICE</b> THIS IS YOUR WASH ROOM HELP KEEP IT CLEAN	N46 <b>NOTICE</b> NO CASH OR VALUABLES KEPT ON THESE PREMISES	N47 <b>NOTICE</b> DO NOT DEPOSIT SANITARY NAPKINS IN TOILET BOWLS USE CONTAINER PROVIDED FOR THIS PURPOSE	N48 <b>NOTICE</b> PUT TOOLS BACK IN THEIR PROPER PLACE	
N49 <b>NOTICE</b> ALL VISITORS & EMPLOYEES MUST REPORT TO SITE OFFICE AND REGISTER BEFORE ENTERING BUILDING SITE	N50 <b>NOTICE</b> ALL ELECTRICAL LEADS AND EQUIPMENT MUST BE TESTED AND APPROPRIATELY TAGGED BEFORE USE ON THIS SITE ALL ELECTRICAL LEADS MUST BE KEPT 2.5m ABOVE FLOOR OR GROUND LEVEL	N51 <b>NOTICE</b>  FOR YOUR OWN SAFETY STAY ON WALKWAY AT ALL TIMES	N52 <b>NOTICE</b>  STAY ON WALKWAY AT ALL TIMES	N38 <b>NOTICE</b>  VISITORS WITHOUT SAFETY SHOES MUST WALK BETWEEN MARK LINES	N53 <b>NOTICE</b> NO ADMITTANCE EMPLOYEES ONLY 	N54 <b>NOTICE</b> WORK IN PROGRESS <b>NO ENTRY</b>



## Standard Sizes

Smaller size to be printed lots of 50 or more  
250 x 250mm







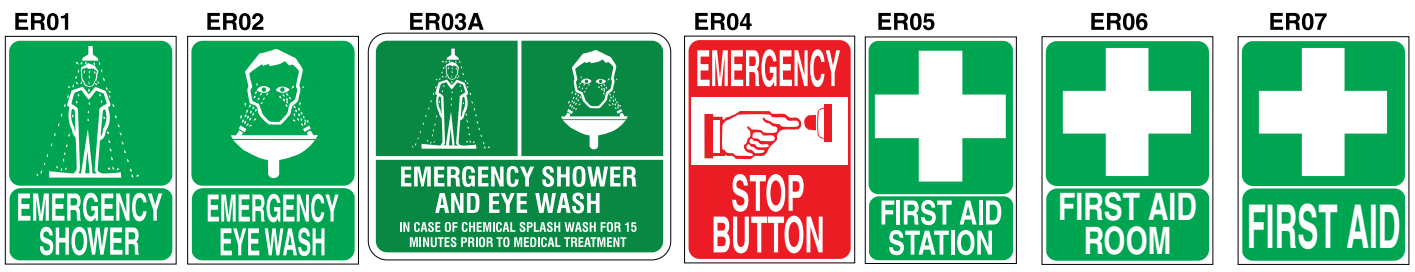
standard sizes 300 x 225mm, 400 x 300mm, 600 x 450mm

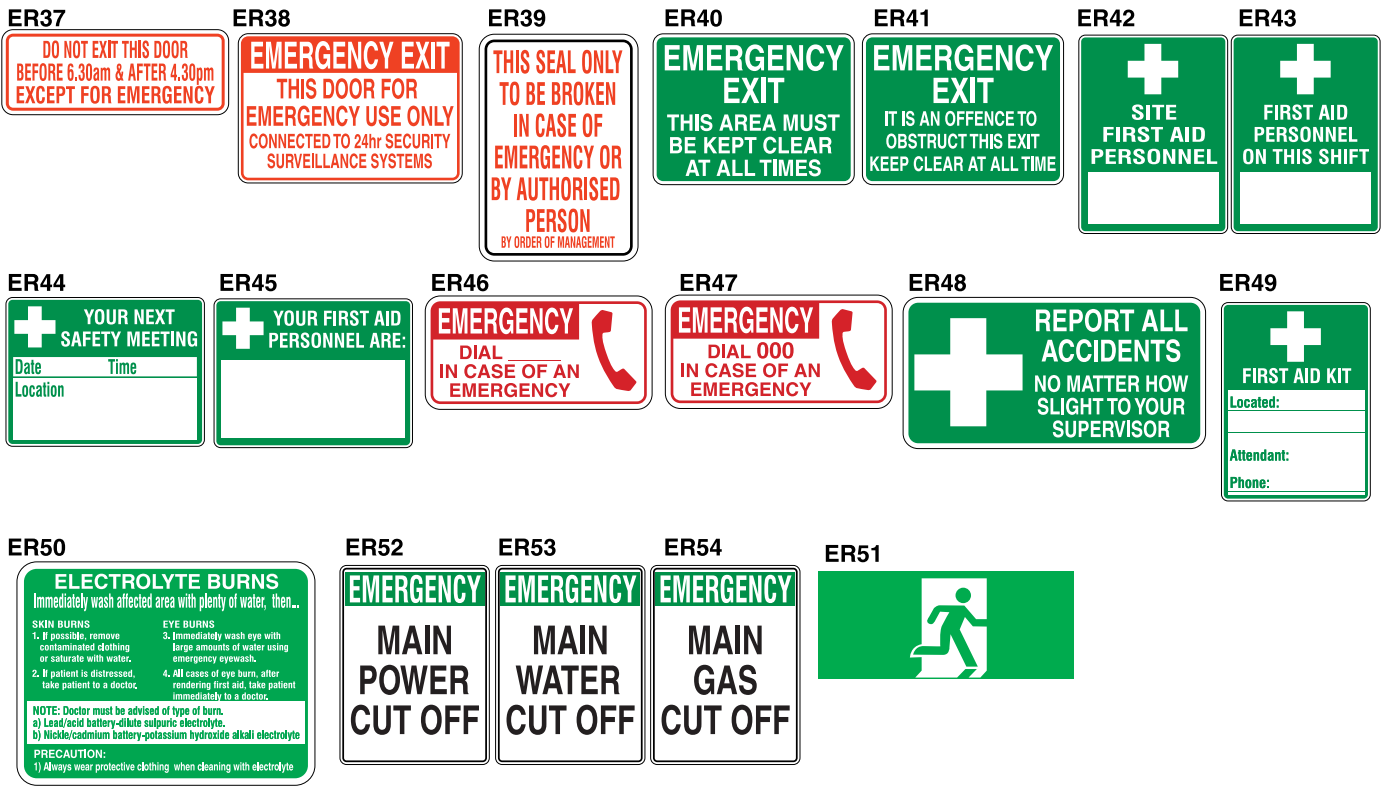
<p><b>CS37</b></p> <p><b>WARNING</b> PUMP OUT SYSTEM FAILURE IN BASEMENT WHEN LIGHT IS FLASHING AND SIREN SOUNDING</p>	<p><b>CS02</b></p> <p><b>CONTRACTORS &amp; VISITORS MUST SIGN IN HERE</b></p>	<p><b>CS03</b></p> <p><b>CONSTRUCTION SITE STRICTLY NO PARKING</b> <b>CERTIFIED EMPLOYEES ONLY</b></p>	<p><b>CS04</b></p> <p><b>BEFORE ENTERING THIS SITE</b> VISITORS AND CONTRACTORS ARE TO REPORT TO THE GATE HOUSE</p>	<p><b>CS05</b></p> <p><b>CONSTRUCTION SITE ACCESS ONLY</b></p>	<p><b>CS06</b></p> <p><b>GATE OPENS</b> <b>MONDAY - FRIDAYS</b> 7.00am to 12.45pm 1.45pm to 5.00pm</p>
<p><b>CS07</b></p> <p><b>VISITORS REPORT TO SITE OFFICE BEFORE ENTERING BUILDING SITE</b></p>	<p><b>CS08</b></p> <p><b>VISITORS REPORT TO OFFICE BEFORE ENTERING BUILDING</b></p>	<p><b>CS09</b></p> <p><b>NO CONSTRUCTION VEHICLE ACCESS</b></p>	<p><b>CS10</b></p> <p><b>NO PEDESTRIAN ACCESS</b></p>	<p><b>CS11</b></p> <p><b>NO WORK TO START BEFORE 8am SATURDAY</b> <b>WEEKDAYS</b> 7am - 7pm</p>	<p><b>CS12</b></p> <p><b>OFFICE PERSONNEL/ VISITORS ENTERING FACTORY, BEYOND CARPARK, MUST FIRST REPORT TO GATEHOUSE.</b></p>
<p><b>CS13</b></p> <p><b>CONSTRUCTION ZONE</b> →</p>	<p><b>CS14</b></p> <p><b>ALL VISITORS MUST REPORT TO SITE OFFICE</b></p>	<p><b>CS15</b></p> <p><b>ALL SUBCONTRACTORS ARE TO PRESENT ELECTRICAL TOOLS AND EQUIPMENT TO SITE FOREMAN BEFORE COMMENCING</b></p>	<p><b>CS17</b></p> <p><b>MAINTENANCE WORK TO COMMENCE FOR THE NEXT 8 WEEKS</b> WE WOULD LIKE TO APOLOGISE FOR ANY INCONVENIENCE</p>	<p><b>CS18</b></p> <p><b>RESTRICTED AREA</b> <b>AUTHORISED PERSONNEL ONLY</b></p>	
<p><b>CS19</b></p> <p><b>NO ADMITTANCE BEYOND THIS POINT</b> <b>CONSTRUCTION PERSONNEL ONLY</b></p>	<p><b>CS20</b></p> <p><b>VEHICLE ACCESS</b> CONSTRUCTION SITE ACCESS ← PUBLIC ACCESS ←</p>	<p><b>CS21</b></p> <p><b>GATE OPENS</b> <b>MONDAY - FRIDAYS</b> 7.00am to 12.45pm 1.45pm to 5.00pm <b>SATURDAY</b> 8.00am to 4.00pm</p>	<p><b>CS22</b></p> <p><b>HOT WORKS PERMIT REQUIRED WITHIN A 5metre RADIUS</b></p>	<p><b>CS23</b></p> <p><b>SCAFFOLDING COMPLETE</b></p>	<p><b>CS24</b></p> <p><b>SCAFFOLDING INCOMPLETE</b></p>
<p><b>CS25</b></p> <p><b>ALL VISITORS &amp; PICK-UPS MUST REPORT TO MAIN OFFICE BEFORE PROCEEDING PAST THIS POINT</b></p>	<p><b>CS26</b></p> <p><b>ALL VISITORS &amp; PICK-UPS MUST REPORT TO MAIN OFFICE BEFORE PROCEEDING</b></p>	<p><b>CS27</b></p> <p><b>ALL PICK-UPS &amp; VISITORS MUST FIRST REPORT TO OFFICE BEFORE PROCEEDING</b></p>	<p><b>CS33</b></p> <p><b>STORM WATER DETENTION TANK LOCATED BELOW SLAB. DEVICE SHALL NOT BE TAMPERED WITH OR MODIFIED WITHOUT PRIOR WRITTEN CONSENT OF WILLOUGHBY CITY COUNCIL</b></p>	<p><b>CS35</b></p> <p><b>BUILDER:</b> Licence No: Ph/AH: MOB:</p>	<p><b>CS36</b></p> <p><b>DEVELOPER:</b> Lic No PO BOX 2000 SYDNEY CITY 2000</p>

300 x 400mm, 450 x 600mm

<p><b>CS31</b></p> <p><b>CONSTRUCTION ZONE</b> 7.30am - 5.00pm MON- FRI 7.30am - 3.00pm SATURDAY ←</p>	<p><b>CS32</b></p> <p><b>CONSTRUCTION ZONE</b> 7.30am - 5.00pm MON- FRI 7.30am - 3.00pm SATURDAY →</p>	<p><b>Q83</b></p>  <p><b>WARNING</b> ON SITE DETENTION AREA STORMWATER MAY RISE IN THIS AREA DURING HEAVY RAIN</p>	<p><b>Q84</b></p>  <p><b>ON SITE DETENTION AREA STORMWATER MAY RISE IN THIS AREA TO A DEPTH OF 0.60 METRES DURING HEAVY RAIN</b></p>	<p><b>CS30</b></p> <p><b>ALL DRIVERS &amp; VISITORS MUST REPORT TO OFFICE BEFORE ENTERING SITE</b> <b>OFFICE →</b></p>
--	--	---	--	--



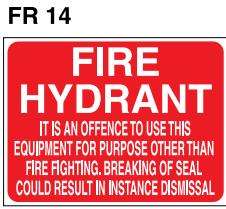
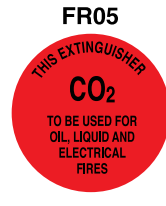


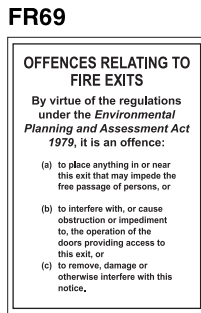
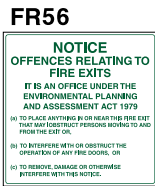
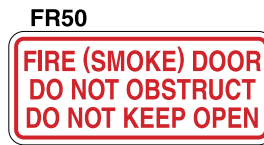


EMERGENCY EXIT  
 EMERGENCY EXIT

**Packaging Lables**







standard sizes 300 x 225mm, 400 x 300mm, 600 x 450mm

TS01 <b>THINK SAFETY</b> THERE IS NO SUBSTITUTE FOR SAFETY	TS02 <b>THINK SAFETY</b> HELP KEEP THIS PLANT SAFE AND CLEAN	TS03 <b>THINK SAFETY</b> A CAREFUL WORKER IS THE BEST SAFETY ADVICE	TS04 <b>SAFETY FIRST</b> ALL INJURIES MUST BE REPORTED IMMEDIATELY	TS05 <b>SAFETY FIRST</b> REPORT ALL ACCIDENTS	TS06 <b>THINK SAFETY</b> THIS GATE MUST BE KEPT CLOSED AT ALL TIMES
TS07 <b>THINK SAFETY</b> THE PERSON READING THIS IS RESPONSIBLE FOR MY SAFETY	TS08 <b>THINK SAFETY</b> LETS CUT OUT INJURIES WORK SAFELY	TS09 <b>SAFETY FIRST</b> DO IT ONCE DO IT RIGHT DO IT SAFELY	TS10 <b>THINK SAFETY</b> THE SAFE WAY IS THE ONLY WAY	TS11 <b>THINK SAFETY</b> KEEP AISLES CLEAR	TS12 <b>THINK SAFETY</b> REPORT ALL UNSAFE CONDITIONS TO YOUR FOREMAN
TS13 <b>THINK SAFETY</b> THE BEST WORK IS TEAMWORK	TS14 <b>THINK SAFETY</b> YOU ARE THE KEY TO SAFETY	TS15 <b>THINK SAFETY</b> SAFETY NEVER HURTS ANYONE	TS16 <b>THINK SAFETY</b> OUR FUTURE DEPENDS ON IT	TS17 <b>THINK SAFETY</b> WORK TOGETHER WORK SAFELY	TS18 <b>THINK SAFETY</b> SAFETY FIRST ALL ELSE SECOND
TS19 <b>THINK SAFETY</b> ACCIDENT PREVENTION IS MY RESPONSIBILITY !	TS20 <b>THINK SAFETY</b> DON'T HESITATE TO ASK DUMB QUESTIONS- THEY'RE EASIER TO HANDLE THAN DUMB MISTAKES !	TS21 <b>THINK SAFETY</b> IF YOU'RE NOT SURE HOW TO DO IT DON'T DO IT ASK !	TS22 <b>THINK SAFETY</b> DO IT RIGHT THE FIRST TIME WE DON'T ALWAYS GET A SECOND CHANCE	TS23 <b>THINK SAFETY</b> BE CAREFUL CARELESSNESS CAN HURT YOU AND OTHERS	TS24 <b>THINK SAFETY</b> DON'T TRY TO LIFT MORE THAN YOU ARE ABLE
TS25 <b>THINK SAFETY</b> DON'T TAKE CHANCES OTHER ARE DEPENDING ON YOU	TS26 <b>THINK SAFETY</b> YOU PAY MOST FOR SAFETY WHEN YOU TRY TO DO WITHOUT IT	TS27 <b>THINK</b> SAFETY STARTS WITH YOU	TS28 <b>THINK</b> STAY ALERT DON'T GET HURT	TS29 <b>THINK</b> BEFORE YOU ACT	TS30 <b>THINK SAFETY</b> YOUR WORDING

standard sizes 300 x 225mm, 400 x 300mm, 600 x 450mm

TT01 <b>THINK TIDY</b> KEEP THIS AREA CLEAN AND TIDY	TT02 <b>THINK TIDY</b> A NEAT PLACE IS NICE TO WORK IN	TT03 <b>THINK TIDY</b> OUR SAFETY DEPENDS ON CLEANLINESS	TT04 <b>THINK TIDY</b> DON'T BE A LITTERBUG USE THE WASTE BINS PROVIDED	TT05 <b>THINK TIDY</b> KEEP WORK AREAS CLEAN	TT06 <b>THINK TIDY</b> THIS ROOM IS FOR YOUR CONVENIENCE KEEP IT CLEAN
TT07 <b>THINK TIDY</b> WIPE FEET BEFORE ENTERING	TT08 <b>THINK TIDY</b> IT'S EVERYONE'S RESPONSIBILITY	TT09 <b>THINK TIDY</b> PLACE LITTER IN HERE 	TT10 <b>THINK TIDY</b> OUR SAFETY DEPENDS ON CLEANLINESS	TT11 <b>THINK TIDY</b> KEEP THIS AREA ROOM AND TIDY	TT12 <b>THINK TIDY</b> RUBBISH IS A HAZARD
TT13 <b>THINK TIDY</b> CLEAN UP SPILLS	TT14 <b>THINK TIDY</b> WASH HANDS BEFORE LEAVING	TT15 <b>THINK TIDY</b> NO EATING OR DRINKING IN THIS AREA	TT16 <b>THINK TIDY</b> DISPOSE OF CIGARETTE BUTTS PROPERLY	TT17 <b>THINK TIDY</b> PUT FOOD SCRAPS IN THE BIN PROVIDED	TT18 <b>THINK TIDY</b> GOOD HOUSE KEEPING IS ESSENTIAL TO SAFETY

# Pipe Line Markers - Self Adhesive ONLY

450 x 50mm

300 x 25mm

150 x 15mm (Min. Qty 25)

## Alkalis/Acids - White On Violet

◀ ACID ▶

ACID  
ALKALI  
ALUM SOLUTION  
CAUSTIC  
CAUSTIC SODA  
CHEMICAL DOSING  
CHLORINE  
CHLORINE SOLUTION  
CITRIC ACID  
CYANIDE SOLUTION  
DETERGENT  
DILUTE ACID  
HYDRAZINE  
HYDROCHLORIC ACID  
LIME  
PHOSPHATE  
PHOSPHORIC ACID  
POLYELECTROLYTE  
SODIUM HYDROXIDE  
SULPHURIC ACID

## Air - Black On Light Blue

◀ AIR ▶

AIR  
AIR EXTRACTION  
AIR RECEIVER  
AIR SCOUR  
AIR VENT  
BREATHING AIR  
COMPRESSED AIR  
HIGH PRESSURE AIR  
INSTRUMENT AIR  
LOW PRESSURE AIR  
MEDICAL AIR  
PLANT AIR  
RETURN AIR  
SERVICE AIR  
VACUUM  
VACUUM AIR  
VENT

## Electrical - White on Orange

◀ FIRE FIGHTING ▶

ELECTRIC TRACED  
ELECTRICAL  
ELECTRICITY

## Gases - Black On Beige

◀ GAS ▶

ACETYLENE  
AMMONIA  
ARGON  
CARBON DIOXIDE  
CARBON MONOXIDE  
DUST  
EXHAUST  
FREON  
GAS  
GASEOUS AMMONIA  
GASEOUS CHLORINE  
GASEOUS NITROGEN  
GASEOUS OXYGEN  
HELIUM  
HYDROGEN  
LIQUID AMMONIA  
LIQUID CHLORINE  
LIQUID NITROGEN  
LP GAS  
NATURAL GAS  
NATURAL GAS 100 KPA  
NATURAL GAS KPA  
NITROGEN  
NITROUS OXIDE  
OXYGEN  
PROPANE GAS  
R22  
REFRIGERANT  
VENT  
WASTE GAS

## Fire Protection - White On Red

◀ ELECTRICITY ▶

FIRE ALARM  
FIRE FIGHTING WATER  
FIRE FOAM  
FIRE HOSE REEL  
FIRE HYDRANT  
FIRE PROT. WATER  
FIRE SERVICE  
FIRE SPRINKLERS  
HYDRANT WATER

## Communications - Black On White

◀ COMMUNICATIONS ▶

DATA TRANSFER  
TELEPHONES

## Water Potable - White On Dark Blue

◀ POTABLE WATER ▶

## Miscellaneous - White On Black

◀ DRAIN ▶

ASH SLURRY  
BILGE  
BRINE  
DIGESTED SLUDGE  
DRAIN  
EFFLUENT  
LAB WASTE PRODUCT  
PUMPED DRAINAGE  
RECLAIMED EFFLUENT  
RETURN ACTIVATED SLUDGE  
SEWAGE  
SEWERAGE  
SLUDGE  
SLUDGE TRANSFER  
SLURRY  
SOIL  
SOIL VENT  
SUPERNATANT  
SUPERNATANT  
TRADE WASTE  
VENT  
WASTE  
WASTE ACTIVATED SLUDGE

## Oils - White On Brown

◀ OIL ▶

ALCOHOL  
DIESEL FUEL  
DIESEL OIL  
ENGINE OIL  
FUEL OIL  
FUEL OIL SUPPLY  
GREASE  
HOT OIL  
HYDRAULIC FLUID  
HYDRAULIC OIL  
INSUL OIL CLEAN  
LUBRICATING OIL  
OIL  
THINNERS  
WHITE SPIRIT

## Steam - Black On Grey

◀ STEAM CONDENSATE ▶

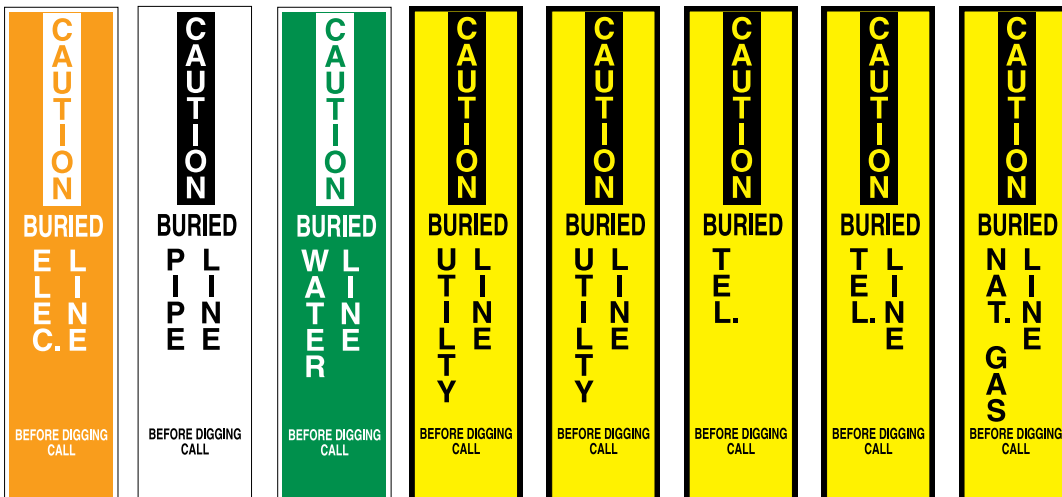
BLOW DOWN  
BOILER FEED  
CONDENSATE  
HP STEAM  
LP STEAM  
SATURATED STEAM  
STEAM  
STEAM CONDENSATE  
STEAM DRAIN

## Water - White On Green

◀ WATER ▶

BACKWASH  
BOILER FEED WATER  
BORE WATER  
BRINE  
CHILLED WATER  
CIRCULATING WATER  
COLD WATER  
COLD WATER FLOW  
COLD WATER RETURN  
CONDENSATE  
CONDENSER WATER  
COOLING WATER  
DE IONIZED WATER  
DEMINERALISED WATER  
DOM. COLD WATER  
DOM. HOT WATER  
DOMESTIC WATER  
DRAIN WATER  
DRINKING WATER  
EFFLUENT  
FEED WATER  
FILTERED WATER  
FRESH WATER  
HEATING HOT WATER  
HEATING/COOLING WATER  
HIGH TEMPERATURE HOT WATER  
HOT WATER  
HOT WATER FLOW  
HOT WATER RETURN  
LAB WATER  
LOW TEMP HOT WATER  
MAINS WATER  
NON POTABLE WATER  
POLLUTED WATER  
POTABLE WATER  
PROCESS WATER  
PURIFIED WATER  
RAINWATER  
RAW WATER  
RETURN  
SALT WATER  
SOFT WATER  
STORMWATER  
SUMP WATER  
SUPPLY  
TOWNS MAIN WATER  
TOWNS WATER  
TREATED WATER  
WARM WATER  
WASTE WATER  
WATER

## Pipe Line Signs size 100 x 400mm





**PL01**

**WARNING**  
NO BOMBING  
NO RUNNING  
NO RUNNING DIVES  
NO DIVING OVER BLOCKS

NO SPITTING  
NO LITTERING  
NO PUSHING  
NO SMOKING

PERSONS COMMITTING ANY OF THE ABOVE OFFENCES WILL BE EJECTED FROM THE CENTRE

**PL02**

**WARNING**  
DEEP WATER  
BEYOND THIS POINT

STRONG SWIMMERS & SWIMMERS UNDER THE SUPERVISION OF A QUALIFIED INSTRUCTOR ONLY

NO ARM FLOATS  
NO BACK BUBBLES  
NO SWIM RINGS  
NO BUOYANCY VESTS ETC

**BEYOND THIS POINT**

**PL03**

**CONDITIONS OF ENTRY TO THIS CENTRE**

NO ALCOHOL  
NO ANIMALS  
NO BALL GAMES  
NO BOMBING  
NO GLASSWARE / CERAMIC WARE  
NO LITTERING  
NO PUSHING  
NO RUNNING  
NO SMOKING (EXCEPT ON GRASS AREA)  
NO SPITTING

NO CHILDREN UNDER 10 YEARS WITHOUT A RESPONSIBLE CARER

ALL SWIMMERS MUST WEAR A SWIMMING CUSTUME

OFFENSIVE LANGUAGE & BEHAVIOUR ARE NOT ALLOWED. OFFENDERS MAY BE EJECTED AND MAY BE REFUSED FUTURE ADMISSION.

THE MANAGEMENT MAY REFUSE ADMISSION TO ANY PERSON UNDER THE HEALTH & SAFETY REGULATIONS

**PL04**

**HOURS OF OPERATION**

SEASON - OPENING: 8th OCTOBER 2000  
CLOSING: 31st MARCH 2001

HOURS -  
MONDAY TO FRIDAY 6.00am - 7.00pm  
SATURDAY / SUNDAY & PUBLIC HOLIDAYS 8.00am - 6.00pm

NO ADMITTANCE WITHIN 30 MINUTES OF CLOSING TIME. PATRONS MUST LEAVE THE WATER 15 MINUTES BEFORE ADVERTISED CLOSING TIME.

EVERY EFFORT WILL BE MADE TO ENSURE THAT SPACE IS AVAILABLE FOR ALL USERS AT ALL TIMES. HOWEVER, LEARN TO SWIM PROGRAMS & SCHOOL CARNIVALS WILL TAKE PREFERENCE AND THERE MAY BE TIMES WHEN PUBLIC SWIMMING SPACE IS UNAVAILABLE OR LIMITED. PLEASE WATCH THE NOTICE BOARD OR CONTACT US BEFORE ATTENDING.

**2000 / 2001 FEES & CHARGES**

SWIMMERS	SINGLE VISIT	10 VISIT PASS
ADULT (16 & over)	\$3.00	\$24.00
CHILD (3 & over)	\$2.50	\$19.00
PENSIONER (aged & disabled only)	\$2.50	\$19.00
SCHOOL GROUPS	\$2.00 each student	
SPECTATORS (all)	\$2.50	\$19.00
CHILDREN UNDER 3 FREE		

**MISCELLANEOUS**

SHOWER (warm) .40c  
LOCKER (daily) \$1.65 + \$2.00 DEPOSIT (FEES AND CHARGES INCLUDE GST)

LEARN TO SWIM PROGRAMS  
PLEASE ENQUIRE AT RECEPTION OR TAKE A BROCHURE

**PL05**

**NOTICE POOL**



**KEEP GATE CLOSED**

**PL06**

**PATRONS**  
The NSW Health Department,  
Public Swimming Pool and Spa Pool  
Guidelines state:

**ALL SWIMMERS MUST WEAR A SWIMMING COSTUME**

Children wearing NAPPIES and UNDERWEAR MUST NOT enter the water  
Thank you Management

**PL07**

**WARNING**  
DEEP WATER BEYOND THIS POINT  
STRONG SWIMMERS & SWIMMERS UNDER THE SUPERVISION OF A QUALIFIED INSTRUCTOR ONLY

NO BACK BUBBLES  
NO ARM FLOATS - NO SWIM RINGS  
NO BUOYANCY VESTS  
BEYOND THIS POINT

**PL11**

**WARNING**  
FOR SAFETY REASONS PEOPLE WITH HEALTH CONDITIONS SHOULD NOT RIDE

THESE HEALTH CONDITIONS MAY INCLUDE:-  
PREGNANT WOMAN  
HIGH BLOOD PRESSURE  
HEART CONDITIONS  
RECENT SURGERY OR ILLNESS, BACK, NECK OR BONE INJURIES, EQUILIBRIUM / EAR PROBLEMS, DIABETES

IF IN DOUBT DO NOT RIDE "RIDE AT OWN RISK"

**PL12**

**WARNING**  
DO NOT ENTER UNTIL RIDE HAS STOPPED  
ALL PERSONS RIDE AT OWN RISK

MANAGEMENT WILL NOT BE RESPONSIBLE FOR ANY LOSS DAMAGE OR INJURY



**PL08**

**BABY'S POOL FOR CHILDREN UNDER 5yrs ONLY**

CHILDREN MUST BE ACCOMPANIED AND SUPERVISED BY AN ADULT AT ALL TIMES

**PL09**

**PATRONS PLEASE BE AWARE THIEVES ALSO SWIM**

**PL10**

**BABY'S POOL WARNING**

NO DIVING NO JUMPING

**PL13**

**POOL & SURROUNDS**

- HOURS OF USE - ANYTIME WITHIN REASON.
- USE OF POOL - RESIDENTS AND GUESTS IN THE COMPANY OF OWNERS AND RESIDENTS.
- NO CHILDREN UNDER 10yr ALLOWED IN POOL UNLESS ACCOMPANIED BY AN ADULT
- NO EATING AND DEFINITELY NO GLASS IN POOL AREA
- NO RUNNING, JUMPING, DIVING OR BOMBING IN POOL
- PERSONS TO BE REASONABLY ATTIRED



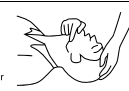

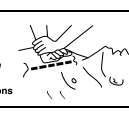
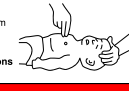
**THIS POOL IS FOR RESIDENTS AND THEIR GUEST ONLY.**

**ALL CHILDREN MUST BE ACCOMPANIED BY A RESIDENT AT ALL TIMES.**

**RESIDENTS PLEASE AVOID SWIMMING ALONE.**

**NO GLASS IN POOL AREA.**

**CPR CHART**  
CARDIO PULMONARY RESCUSCITATION

<b>D Check for Danger</b>	Check for danger eg: electrical cords, petrol or other hazards	
<b>R Responsive</b>	Check for signs of life. If no signs of life: - Unconscious - Unresponsive - Not Breathing normally - Not moving	
<b>SHOUT FOR HELP!</b>	- Get someone to dial 000 immediately - Ask for <b>Ambulance</b>	
<b>A Clear airway</b>	- Place person on their back - Tilt head back (not for infants or injured) - Remove foreign matter from mouth (and nose of baby) - Place on side if there is a lot of foreign matter	
<b>B Check breathing</b>	- Look, listen and feel for breathing - If normal breathing is present leave or place patient on their side - If normal breathing is absent - Place patient on their back - Tilt head back (not for infants or injured) - Lift jaw and Pinch nostrils - Give 2 breaths whilst watching rise and fall of chest	
<b>C Circulation</b>	<b>CHILDREN &amp; ADULT:</b> - Place hands over the centre of the chest (sternum), - Compress sternum one third the depth of the chest 30 times - Continue with 2 breaths to 30 compressions	
	<b>INFANT:</b> - Position 2 fingers on lower half of the sternum - Depress sternum approximately one third the depth of the chest - Continue with 2 breaths to 30 compressions	

**CONTINUE CPR UNTIL PARAMEDICS ARRIVE OR SIGNS OF LIFE RETURN**

**CH001**

**UN No. 2735**

**IF A TRANSPORT EMERGENCY CALL 000 POLICE OR FIRE SERVICES.**

**SAFETY INSTRUCTIONS:**

Avoid contact with skin and eyes.

**FIRST AID INSTRUCTIONS:**

(1) If poisoning occurs, consult a doctor or Poisons Information Centre.

(2) If swallowed do NOT induce vomiting. Give a glass of water.

(3) If skin contact occurs, remove contaminated clothing and wash skin thoroughly.

(4) If inhaled remove from contaminated area and apply artificial respiration if not breathing.

(5) If no eyes, hold eyes open, flood with water for at least 15 minutes and see a doctor.

**DG-8 ALKYLAMINE N.O.S. CORROSIVE (FATTY AMINE DERIVATIVE) PACKAGING GROUP II HAZCHEM 3W**

**SPECIALIST ADVICE**  
Phone (02) 638 4555 24H  
PHONE (02) 638 6052 A/H

**CH002**

**AIR-LINE TROLLEY INFORMATION**

1. WHERE POSSIBLE, USE FACTORY AIR - CONNECT TO FILTER UNIT INSIDE TROLLEY DOOR, USING COMPRESSED AIR HOSE ON TRAILER.

2. WHEN USING CYLINDERS, AIR SUPPLY TO AIR HOOD IS APPROX 10 MINUTES EACH CYLINDER. CYLINDER AIR SUPPLY TO FACE MASK IS APPROX 45 MINUTES EACH CYLINDER.

NOTE: ONE SPARE CYLINDER KEPT ON THE TRAILER. TWO SPARE CYLINDERS KEPT IN CENTRAL STORES, NEAR TRAILER.

3. ENSURE EMPTY CYLINDERS ARE TAKEN TO THE GATE HOUSE TO BE RE-FILLED.

**DO NOT LEAVE EMPTY CYLINDERS ON TRAILER.**

**CH003**

This drum must contain at all times....

- \* 12 x P200 Booms
- \* 16 x P300 Pillows
- \* 1 x P180 Roll
- \* 2 x 5000 Respirators
- \* 2 Pairs solvers gloves
- \* 2 x Disposable overalls
- \* 2 x Face Shields

REPLACEMENT CAN BE ORDERED THROUGH CENTRAL STORES.

**CH004**

**IN EVENT OF CHEMICAL SPILL.....**

1. STOP THE FLOW AND STOP SUBSTANCE GETTING INTO DRAINS  
(USE EQUIPMENT IN THIS DRUM TO DO THIS)
2. RING SECURITY ON 2222
3. GIVE YOUR NAME AND WORK PHONE NUMBER
4. TELL SECURITY WHAT HAS BEEN SPLT
5. TELL SECURITY HOW MUCH HAS BEEN SPLT
6. FILL OUT ACCIDENT/INCIDENT INVESTIGATION FORM
7. RE-ORDER CONTENTS OF DRUM THROUGH PURCHASING

**CH005**

**HAZSPILL STATION**

PROCEDURE FOR CLEAN UP OF MINOR SPILLS

1. INFORM SUPERVISOR
2. KNOW THE SUBSTANCE CONSULT EPG, ERG OR LABELS & USE APPROPRIATE PPE.
3. CONTAIN SPILL USING ABSORBENT MATERIALS TRY TO PREVENT LEAKING INTO DRAINS & TAKE TO 200 SO.
4. REMOVE LEAKING PACKAGES AND SPILL RESIDUE TO OVERSEE DRAINS!
5. IMMEDIATELY LABEL CONTAINER DRUMS WITH PROPER SHIPPING NAME, UN NUMBER, D.G. CLASS AND SUB RISK IF APPLICABLE PACKING GROUP AND DATE OF INCIDENT
7. CLEAN OR REPLACE ANY CONTAMINATED PPE (RESTOCK PPE BAG)
8. COMPLETE OPERATIONAL GOODS INCIDENT REPORT (COPY TO OPERATIONS MANAGER AND OHS COMMITTEE)

DISPOSAL OF LEAKING PACKAGES AND SPILL RESIDUE TO BE ORGANISED BY SENIOR SUPERVISOR.

**NOTE: A MAJOR SPILL MAY BE REQUIRE A SAFE ENCLOSURE AND EMERGENCY SERVICE INVOLVEMENT**

**CH006**

**CHEMICALS STORED WITHIN KEEP CUPBOARD LOCKED AT ALL TIMES**

**CH007**

**KEEP LOCKED AT ALL TIMES CHEMICALS STORED WITHIN**

**CH008**

**CAUTION**

**LEAVE AREA IMMEDIATELY WHEN ALARM SOUNDS**

EXPOSURE TO CARBON DIOXIDE GAS MAY BE FATAL

THIS AREA IS PROTECTED BY A CARBON DIOXIDE FIRE PRO SUPPRESSION SYSTEM

**CH009**

**BATTERY CHARGING SAFE WORKING INSTRUCTIONS**

1. Charge the battery in "BATTERY CHARGING AREA" only.
2. Before connecting the battery cable to the truck's receptacle turn the key "OFF".
3. Before charging, make sure the battery cells contain the correct amount of water. When checking water levels never use a match or lighter.
4. Ensure battery charger is turned "OFF" before connecting battery to battery charger.
5. Only after steps 1 to 4 are complete may the charger be turned "ON".
6. Ensure battery terminals should be checked and cleaned of corrosion regularly.
7. Battery cover should be closed except when charging.
8. Never cross terminals with metal.
9. After charging ensure battery charger is turned "OFF" before disconnecting battery from battery charger.

**CH010**

**BATTERY ACID SPILL & CONTAINMENT STATION**

**SODA ASH (BICARBONATE OF SODA)**

WEAR PERSONAL PROTECTIVE EQUIPMENT USE LIBERALLY TO NEUTRALISE BATTERY ACID BY SPREADING AROUND AND ON THE SPILL SEE SPILL AND CONTAINMENT PROCEDURE

**CH011**

**IN CASE OF EMERGENCY**

**PLACE SPILSTOPPER MAT OVER DRAIN**



**ORANGE SIDE UP**  
**EXTEND MAT 4" BEYOND EDGES OF DRAIN**

**CH012**

**DANGER**

THIS CELLAR IS PROTECTED BY AN AUTOMATIC CO2 SYSTEM.

NO ENTRY WITHOUT:- INSERTING YOUR DANGER TAG IN THE INDICATOR BOX.

SHOULD THE TWO-TONE ALARM SOUND / WARNING LIGHT ILLUMINATE, YOU WILL HAVE 30 SECONDS BEFORE THE CO2 DISCHARGES.

EVACUATE THE CELLAR IMMEDIATELY. REMOVE YOUR DANGER TAG FROM BOX. EXIT THROUGH ROLLER DOOR ONLY. MEET AT B-BAY ROLLER DOOR.

**CH013**

**STANNIC CHLORIDE EMERGENCY PROCEDURE**

- 1) MINOR LEAKAGE = DIRECT COPIOUS SUPPLY OF WATER AT SOURCE
- 2) MAJOR LEAKAGE = WEAR FULL PROTECTIVE CLOTHING & BREATHING APPARATUS. CONTAIN WITH SODA ASH (Na Co3)
- 3) EVACUATE THE AREA = CONTACT PLANT ENGINEERING

**CH014**

**SPILL CONTAINMENT MATERIALS**

**3 INFLATABLE BUNDS TO BE PLACED INTO STORM WATER DRAINS WHEN ANY TRANSFERENCE OCCURS**

**CH015**

**SPILL CONTAINMENT MATERIALS**

**1 SPILLSTOPPER MAT AND 1 INFLATABLE BUND TO BE PLACED OVER DRAINS WHEN ANY TRANSFERENCE OCCURS**

**CH016**

**SPILL CONTAINMENT MATERIALS**

**2 MATS AND 2 BOOMS TO BE PLACED OVER DRAINS WHEN ANY LIQUID TRANSFERENCE OCCURS**

**CH017**

**ALL TANKER DRIVERS**

**SPILL MATS AND INFLATABLE BUNDS MUST BE IN PLACE AND SUPERVISOR PRESENT BEFORE CONNECTION OR DISCONNECTION**

**CH018**

**ALL TANKER DRIVERS**

**A SUPERVISOR PRESENT BEFORE CONNECTION OR DISCONNECTION**

**CH019**

**ALL TANKER DRIVERS**

**INFLATABLE BUNDS MUST BE IN PLACE AND SUPERVISOR PRESENT BEFORE CONNECTION OR DISCONNECTION**

**CH020**

**ALL TANKER DRIVERS**

**SPILL MATS MUST BE IN PLACE AND SUPERVISOR PRESENT BEFORE CONNECTION OR DISCONNECTION**

**LPG FILLING INSTRUCTIONS FOR GAS BOTTLES**

**NO SMOKING** **NO NAKED FLAMES**

**WEAR SAFETY GLASSES & GLOVES**

1. SWITCH OFF ENGINE.
2. TOUCH CYLINDER WITH HAND TO REMOVE STATIC ELECTRICITY
3. PUT ON GLOVES AND EYE PROTECTION.
4. REMOVE DUST CAP FROM GAS BOTTLE
5. PRESS GREEN BUTTON TO START PUMP
6. SCREW HOSE GUN NOZZLE TO GAS BOTTLE
7. OPEN ULLAGE SCREW 1-1 1/2 TURNS ANTI CLOCK WISE
8. SQUEEZE TRIGGER ON GUN NOZZLE UNTIL LIQUID APPEARS AT ULLAGE SCREW
9. RELEASE TRIGGER ON GUN NOZZLE
10. CLOSE ULLAGE SCREW CLOCKWISE
11. DISCONNECT GUN NOZZLE REPLACE DUST CAP
12. REPLACE GUN NOZZLE IN HOLDER, PRESS RED BUTTON TO STOP PUMP

**IN AN EMERGENCY PRESS LPG EMERGENCY STOP BUTTON RING 2222**

**SAMPLE LAYOUTS - Size to suit requirements**

**SAFETY DEPENDS ON YOU**

DAYS SINCE LAST LOST TIME ACCIDENT

SECTION	DAYS	PREVIOUS BEST

**SIGNS OF DANGER**

**SAFETY PERFORMANCE**

LOST TIME INJURIES THIS MONTH **1234**

LOST TIME INJURIES THIS YEAR **1234**

DAYS SINCE LAST LOST TIME INJURY **1234**

PREVIOUS BEST **1234**

TARGET **1234**

**SIGNS OF DANGER**

**SAFETY PERFORMANCE**

**CURRENT PERFORMANCE**

	YEAR TO DATE	DAYS SINCE
LOST TIME INJURY	<input type="text"/>	<input type="text"/>
REPORTABLE INJURY	<input type="text"/>	<input type="text"/>

**Signs of Danger PERFORMANCE INDICATOR**

**INCENTIVE HOSPITAL CHARITIES**

NO LOST TIME INJURIES

50 Days = \$10,000

100 Days = \$10,000

150 Days = \$20,000

\$2,500 WHEN NO REPORTABLE INJURY OCCURS WITHIN THE 50 DAY PERIOD

**SIGNS OF DANGER**

**SAFETY PERFORMANCE**

LOST TIME INJURIES THIS MONTH

LOST TIME INJURIES THIS YEAR

DAYS SINCE LAST LOST TIME INJURY

PREVIOUS BEST

**+ SAFETY BOARD +**

THIS MONTHS LOST TIME INJURIES

THIS YEARS LOST TIME INJURIES

DAYS SINCE LAST LOST TIME INJURY

PREVIOUS BEST

**SAFETY IS YOUR RESPONSIBILITY**

**SIGNS OF DANGER**

**SAFETY RECORDS**

DATE OF LAST L.T.I. 18/1/03	WORKING DAYS L.T.I. FREE TARGET <input type="text"/> DAYS
REPORTED INCIDENTS 2002 <input type="text"/> 2003 <input type="text"/>	THIS MONTH REPORTED INCIDENTS YEAR TO DATE <input type="text"/> TARGET <input type="text"/>
FIRST AID TREATMENTS 2002 <input type="text"/> 2003 <input type="text"/>	THIS MONTH FIRST AID TREATMENT YEAR TO DATE <input type="text"/> TARGET <input type="text"/>

**SIGNS OF DANGER**

**Safety comes in cans ...  
I can, YOU can, WE can!**

**SAFETY ACHIEVEMENT BOARD**

AS AT **00/00/00**

WE HAVE ACHIEVED  DAYS  
WITHOUT A LOST TIME INJURY

PREVIOUS RECORD  DAYS

**SIGNS OF DANGER**

**SAFETY PERFORMANCE**

	RECORD
DAYS SINCE LAST MTI	<u>3799659</u> <u>3799659</u>
DAYS SINCE LAST LTI	<u>3799659</u> <u>3799659</u>
WORK-HOURS SINCE LAST LTI	<u>3799659</u> <u>3799659</u>
LTI'S YEAR TO DATE	<u>3799659</u> <u>3799659</u>

**SAFETY & MAINTENANCE**

DATE	DESCRIPTION	URGENCY	ACTION	DATE

**SIGNS OF DANGER**

**SETTING A HIGH STANDARD OF SAFETY**

DAYS SINCE LAST LOST TIME INJURY  DAYS


TOTAL DAYS LOST THIS YEAR  DAYS

PREVIOUS RECORD NO LOST TIME  DAYS

IF YOU ARE UNABLE TO COMPLY WITH OUR HIGH STANDARD OF SAFETY THEN DO NOT PASS THIS NOTICE

standard sizes 300 x 400mm, 450 x 600mm, 600 x 900mm

SA01



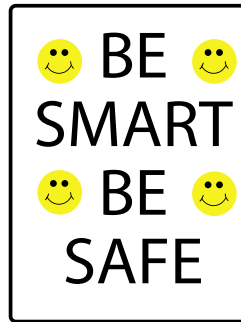
SA02



SA03



SA04



SA05



SA06



SA07



SA08



SA09



SA10




SA11



SA12



SA13




SA14





standard size 300 x 150mm, 600 x 300mm

Size to suit



standard sizes 300 x 225mm, 400 x 300mm, 600 x 450mm



STORE ROOM	GARBAGE BAY	VISITORS PARKING	LUNCHROOM	RESERVED	VISITORS PARKING WITHIN
OFFICE	SITE OFFICE	MAIN OFFICE	RECEPTION	CLEANER	SHOWROOM
LOADING BAY	EMPLOYEE PARKING	SHOWER	CUSTOMER PARKING	EMPLOYEES ONLY	RESERVED PARKING
ELECTRICAL SWITCHBOARD	MAIN ELECTRICAL SWITCHBOARD	KEEP DOORWAY CLEAR	PRIVATE	MANAGER	MAIN SWITCHBOARD
TOILETS	FEMALE	MALE	DISABLED	MOTHER'S CHANGEROOM	METER ROOM
STAFF ONLY	HEATER ROOM	GARBAGE ROOM	LAUNDRY ROOM	TELECOM ROOM	COMMUNITY ROOM
WAREHOUSE	METER ROOM →	METER ROOM ←	MAIN SWITCH BOARD →	MAIN SWITCH BOARD ←	UNITS 1-5
RECIEVING				ELECTRICAL SWITCH BOARD & TELECOM ROOM	MAIN SWITCH BOARD & TELECOM ROOM

ALL ENQUIRIES TO MAIN OFFICE	ALL ENQUIRIES TO RECEPTION	RECEIVING HOURS .....AM - .....PM
------------------------------	----------------------------	--------------------------------------

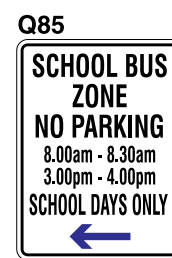
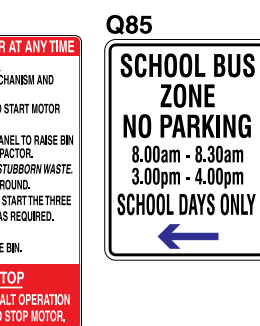
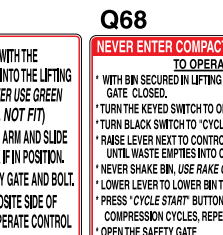
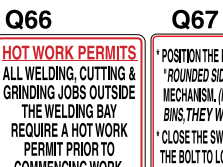
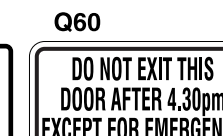
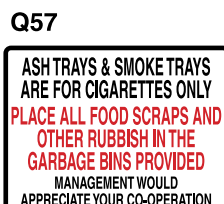
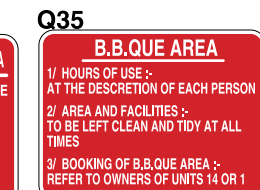
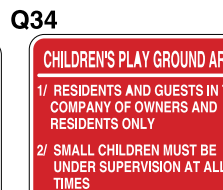
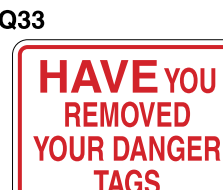
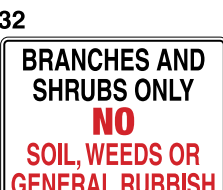
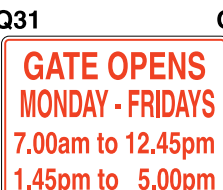
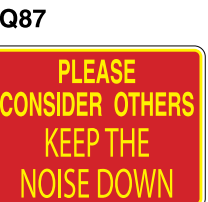

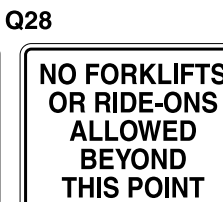

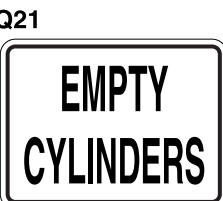
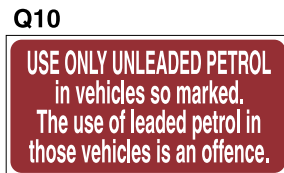
GARBAGE AREA PLEASE KEEP TIDY	GARBAGE AREA ALL WASTE MUST BE PLACE IN CORRECT BINS
----------------------------------	---

**KEEP DOOR CLOSED**

PUSH	PULL	OPEN	CLOSE	IN	OUT	NO JUNK MAIL	JUNK MAIL
------	------	------	-------	----	-----	--------------	-----------



standard sizes 300 x 225mm, 400 x 300mm, 600 x 450mm



Q69

**CONDITIONS OF ENTRY**  
**ALL VEHICLES ARE**  
**SUBJECT TO SEARCH**

Q70

**BANNED FROM THIS SITE**

**LIGHTERS CANS BOTTLES**

It is a **CONDITION OF ENTRY** that all visitors and Employees leave all **PROHIBITED** items with Security before entering this plant.

Q71

**SAFETY - A LIFE TIME PRACTICE** ~ It takes

- .....\* ONE minute to write a safety rule
- .....\* ONE hour to hold a safety meeting
- .....\* ONE week to plan a safety program
- .....\* ONE month to put it into operation
- .....\* ONE year to win a safety award
- .....\* ONE time a safe employees

**WEAR APPROVED SAFETY GLASSES ON SITE**

Q72

**CONDITIONS OF ENTRY TO THIS SITE**

IT IS A **CONDITION OF ENTRY** THAT ALL PERSONS AND VEHICLES ENTERING AND LEAVING THIS SITE MAY BE STOPPED AND SEARCHED BY **AUTHORISED SITE PERSONNEL**

IT WILL BE TAKEN THAT ALL PERSONS ENTERING THIS SITE WILL HAVE ACCEPTED THIS **CONDITION**

Q100

**BAG AND VEHICLE SEARCH**

IT IS A **CONDITION OF ENTRY** TO THIS SITE THAT A PERSON WILL **SUBJECT ANY BAG** IN THEIR POSSESSION OR VEHICLES **UNDER THEIR CONTROL** TO A SEARCH BY PERSONS **AUTHORISED BY THE COMPANY.**

**ANY PERSON ENTERING THE SITE WILL BE TAKEN TO HAVE ACCEPTED THIS CONDITION**

Q73

**SAFETY**

ALL LEGS MUST BE WOUND DOWN ONTO FIRM LEVEL GROUND BEFORE OPERATING HOIST OR ENTERING BASKET. MAX SWL-150KG.

MAX 2 PERSONS IN BASKET.

OPERATING INSTRUCTIONS PARK HOIST IN SUITABLE POSITION ON FIRM LEVEL GROUND.

LEVEL MACHINE BY WINDING LEGS DOWN TO FIRM GROUND.

OPERATE MACHINE AND DO NOT OVERLOAD.

WHEN WORKING FROM BASKET ENSURE SAFETY HARNESS ARE WORN AND ATTACHED TO BASKET.

Q74

**SPITTING ON THE FLOORS INTO CORNERS AND OUT OF WAY PLACES IS UNLAWFUL UNHEALTHY UNSANITARY & DANGEROUS.**

Q75

**THIS SEAL ONLY TO BE BROKEN IN CASE OF EMERGENCY OR BY AUTHORISED PERSON**

BY ORDER OF MANAGEMENT

Q76

**IMPORTANT HYGIENE REQUIREMENTS FOR THE PROCESSING OF FOOD INDUSTRY THREAD**

- HAIR NETS MUST BE WORN AT ALL TIMES.
- NO EATING OR DRINKING AT WORK STATION.
- HANDS AND ARMS MUST BE SANITISED BEFORE COMMENCING WORK AND AFTER ANY AND ALL BREAKS.
- HANDS MUST BE GLOVED.

THESE INSTRUCTIONS APPLY DURING ALL OPERATIONS OF THE PROCESSING OF FOOD INDUSTRY THREAD.

Q77

**CLEAN ROOM**

**NO SMOKING**

**NO DRINKING**

**NO EATING PERMITTED**


Q78

**DISPOSE OF ALL DRINK CANS & GLASS BOTTLES HERE**

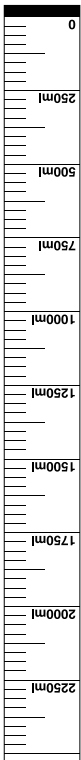
Q79

**ALL DRUMS MUST BE LABELLED**

Q80



Q81



Q82

*Company Motto*

*A customer is the most important visitor on our plant.*

*He is not dependent on us.*

*We are dependent on him.*

*He is not an interruption on our work.*

*He is the purpose of it.*

*He is not an outsider to our business.*

*He is our business.*

*We are not doing him a favour by serving him.*

*He is doing us a favour by giving us the opportunity to do so.*

Q88

**HOW TO STACK CRATES SAFELY**

<p>FRONT VIEW SIDE VIEW</p> <p>*OVER 300kg CRATE* ON *OVER 300kg CRATE*</p> <p>ANGULAR ON ANGULAR</p> <p>GEELONG ON GEELONG</p>	<p><b>STACK CRATES OF THE SAME TYPE ON TOP OF EACH OTHER (BEST METHOD)</b></p>
<p>SIDE VIEW</p> <p>*OVER 300kg CRATE* ON GEELONG</p> <p>ANGULAR ON GEELONG</p>	<p><b>STACK ANY CRATE ON TOP OF GEELONG CRATES</b></p>
<p>SAFE ✓ UNSAFE ✗</p>	<p><b>ONLY STACK "OVER 300kg CRATES ON TOP OF OTHER "OVER 300kg CRATES"</b></p>
<p>SAFE ✓ UNSAFE ✗</p>	<p><b>DO NOT STACK GEELONG CRATES ON TOP OF ANY OTHER CRATE EXCEPT GEELONG CRATES</b></p>
<p><b>RULES</b> CRATES ARE <b>NOT</b> TO BE OVER FILLED WITH METAL</p> <p>CRATES MAY <b>NOT</b> BE STACKED MORE THAN 4 HIGH</p> <p>No 9 PRESS CRATES ONLY TO BE STACKED ON No 9 CRATES</p>	
<p><b>COLOUR CODE</b></p> <p>GREEN - GEELONG CRATE</p> <p>BLACK - "OVER 300kg CRATE"</p> <p>RED - ANGULAR CRATE</p>	

